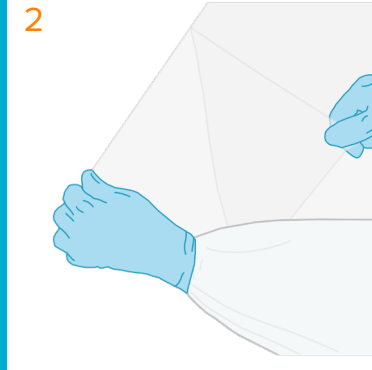


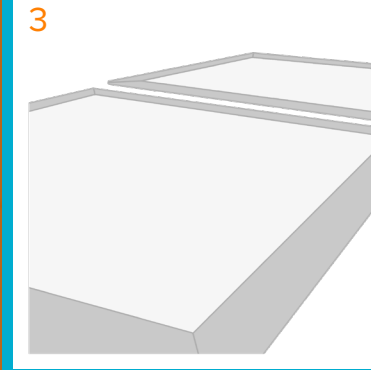
A GUIDE TO USING ADHESIVE MATTING



Before placing the mat down you must wipe the area, leaving enough time for the surface to dry



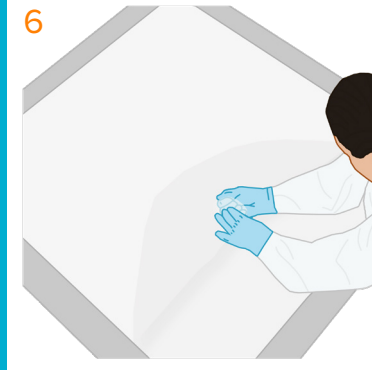
Remove a set of mats from the box and peel off the bottom adhesive layer (always make sure boxes are stored flat)



Ensure mats are placed with enough space for users to take three steps before entering the gowning area



Ensure all air bubbles are removed by applying weight to the mat, securing it to the floor.



Once on the ground, pull off the first adhesive layer. Peel the layer back into a ball to reduce static charge.



Now you can use the mat. Make sure to take a minimum of three steps to ensure full contamination control.